

CARE CORNER SHORT VIDEO COMPETITION 2019



TERMS AND CONDITIONS

The winner of “Care Corner Singapore Short Video Competition” will receive a prize money of \$2000, \$1000 or \$500, and the winning videos will be used by Care Corner Singapore for its engagement. A submission is considered valid only when the terms and conditions have been observed.

ELIGIBILITY

1. The competition is open to all youths aged 17-35 years old and a registered student in one of the schools listed below.

Junior College & Millennia Institute	<ul style="list-style-type: none">• Anderson Serangoon Junior College• Anglo-Chinese Junior College• Anglo-Chinese School (Independent)• Catholic Junior College• Dunman High School• Eunoia Junior College• Hwa Chong Institution• Jurong Pioneer Junior College• Nanyang Junior College• National Junior College• Raffles Institution• River Valley High School• Saint Andrew's Junior College• St. Joseph's Institution• Tampines Meridian Junior College• Temasek Junior College• Victoria Junior College• Yishun Innova Junior College
Institute of Technical Education (ITE)	<ul style="list-style-type: none">• ITE College Central• ITE College West• ITE College East
Polytechnic	<ul style="list-style-type: none">• Nanyang Polytechnic• Ngee Ann Polytechnic• Republic Polytechnic• Singapore Polytechnic• Temasek Polytechnic
Arts institutions	<ul style="list-style-type: none">• Nanyang Academy of Fine Arts• LASALLE College of the Arts
University	<ul style="list-style-type: none">• National University of Singapore• Nanyang Technological University• Singapore Management University• Singapore University of Technology and Design• Singapore Institute of Technology• Singapore University of Social Sciences

2. The competition is open to both individual participant and group participation with no restriction on the number of members in the group. For group participation, a group leader within the group is needed for the purpose of correspondence.

JUDGING CRITERIA

1. Promote social awareness and volunteerism in relation to the work of Care Corner Singapore. Visit our website at www.carecorner.org.sg to check out our services.
2. Only English language is to be used in the video.
3. The length of video must not exceed 60 seconds.
4. Inclusion of Care Corner Singapore logo and website in the video. Please write to partner.us@carecorner.org.sg to obtain consent form prior to the usage of logo.
5. The relevance of the video with regards to the theme and to promote the work of Care Corner Singapore.

SUBMISSION

1. Closing date of competition is on 31 August 2019 at 23:59pm.
2. Only submission through the online registration form (www.carecorner.org.sg/ccsvc2019), with guided steps on the uploading of video, will be accepted.
3. Only one (1) video submission is allowed per individual participant or group participation.
4. Deliverables;
 - a. MP4 format with H.264 codec.
 - b. 16:9 format (1920 x 1080) with minimum 720 pixels is required.
5. Video to be posted on respective platform, Facebook and Instagram, are required with tagging of @carecornersg, #SVC2019 and your best caption of not more than 15 words. (*Viewing privacy has to be set to public*)

COPYRIGHT AND INTELLECTUAL PROPERTY

1. It is the responsibility of each entrant to ensure that all videos have been taken with the permission of the subject(s) (or, where the submission shows any underage persons, the consent of their parent) and/or venue/location/photo or audio and does not infringe on the copyright of any third party. Entrants guarantee that they own the copyright for the submissions and for the usage rights required by the contest, and that their entry does not infringe on the privacy rights, copyright or any other rights of any person.
2. Copyright of the submitted video remains with the respective entrants. However, in consideration of winning one of the prizes, each entrant grants a worldwide royalty-free perpetual license to Care Corner Singapore and its affiliates to feature any or all of the submitted materials in any and all media for publicity and marketing purposes. This implies that any entry can be used for promotional purposes.
3. All participants grant Care Corner Singapore and its affiliates the perpetual license to copy, edit, display, publish and make available their submission materials and agree that the organiser and its partner/s may publish their names in connection with this video competition and any of its related campaigns.
4. The entrant further agrees to indemnify, hold and save harmless and defend at his/her own expense, Care Corner Singapore and its affiliates, its officials and persons performing services for Care Corner Singapore, against any claims, suits, liability, and demands made by any third parties in respect of such infringement or other hazards that may be suffered by the entrant as a result of his/her participation in this contest.

5. A jury will decide the winners, based on how well the entries meet the criteria summarised under “Submission”. The jury will be composed of representatives of Care Corner Singapore and its Partner organisation. Care Corner Singapore reserves the right to veto any entry at any stage of the competition.

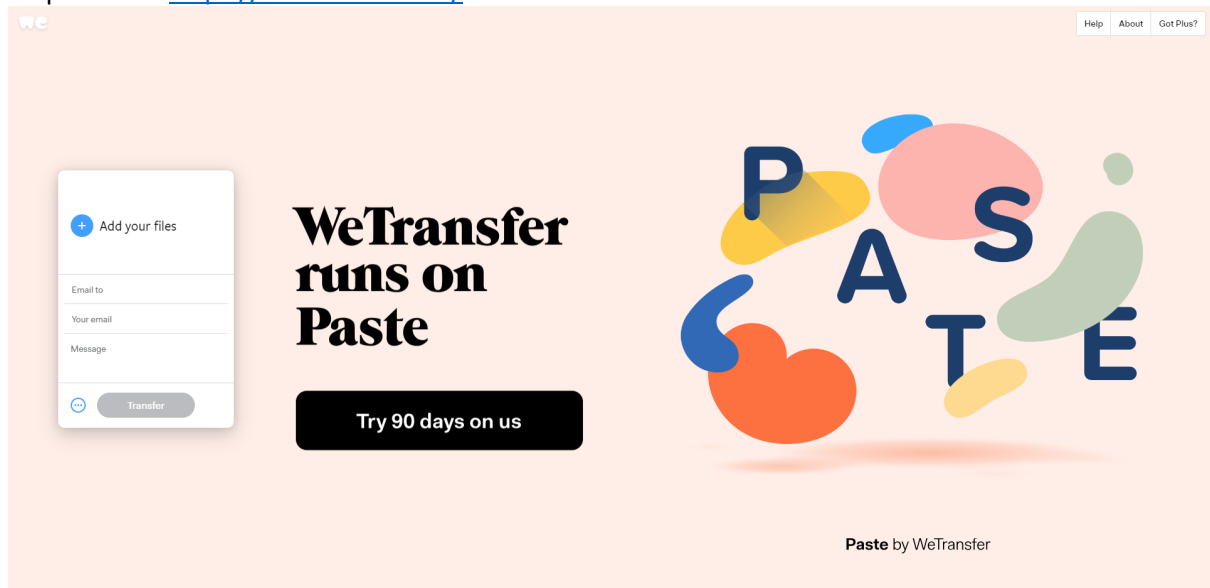
WINNERS


1. Three winning videos will be selected and will be awarded cash prizes, in Singapore currency, as follows:
 - 1st Prize – \$2,000
 - 2nd Prize – \$1,000
 - 3rd Prize – \$500
2. The winners will be announced on our Instagram and Facebook page @carecornersg and will also receive an e-mail notification from Care Corner Singapore.
3. Winners may be requested to offer support to promotional activities related to the campaign and this contest such as personal profiles, background information and photos with the organisers and its organising partner(s).

Care Corner Singapore reserves the right at any time to modify or discontinue, temporarily or permanently, this competition with or without prior notice due to reason(s) outside their control.

Annex A – Uploading videos to WeTransfer

Step 1: Go to <https://wetransfer.com/>




Step 2: Click on this icon 

This is a close-up of the WeTransfer upload form. The 'Add your files' button is at the top. Below it are input fields for 'Email to', 'Your email', and 'Message'. At the bottom left, a blue circle containing three dots (the 'More options' icon) is highlighted. To its right is a grey 'Transfer' button.

Step 3: Select “Link”

This is a close-up of the options panel that appears after clicking the 'More options' icon. It has a 'Message' header. Under 'Send as', the 'link' option is selected with a blue dot, while 'email' is unselected. Below this, 'Delete after' is set to '1 week' with a dropdown arrow, and a 'PLUS' button is to the right. The 'Password' section shows 'Set password' with another 'PLUS' button. At the bottom, the 'More options' icon and the 'Transfer' button are visible.


Step 4: Click on this icon  to return back

Message

Send as

☐ email ☒ link

Delete after


1 week 

PLUS

Password

Set password


PLUS



Transfer


Step 5: Upload your video and click “Transfer”

Video.MOV
15 MB · mov




Add more files
1 file added · 2.0 GB remaining

Message



Transfer

Step 6: Copy and save the URL generated by WeTransfer for submission



You're done!

Copy your download link or [see what's inside](#)

https://we.tl/t-uuqXa07yr3

Copy link